

**725**  
SERIES  
CONCRETE INSERT NUT

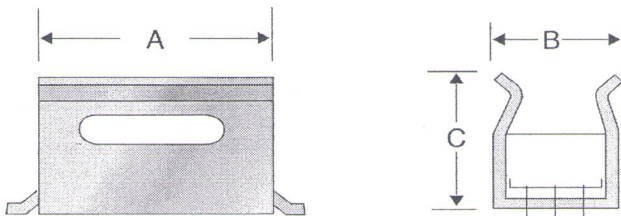
Model Number	A	B	C	Wgt./C 100 pcs.
725 - 103	3/8"	1/4"	1 - 1/4"	13
725 - 104	1/2"	1/4"	1 - 1/4"	12
725 - 105	5/8"	1/4"	1 - 1/4"	11
725 - 106	3/4"	1/4"	1 - 1/4"	10

**MATERIAL:** Carbon steel , continuous thread.

**FINISH:** Black.

**ORDERING:** Specify rod size, length, finish, figure number.

**ALSO AVAILABLE IN:** Electro-plated Zinc.



**726**  
SERIES  
CONCRETE BOX

Model Number	A	B	C	Max. Nut Size	WT./C 100 pcs.	Maximum Recommended Load (lbs.)
726 - 106	3 - 7/8"	1 - 3/4"	2 - 5/8"	3/4"	96	1200

**MATERIAL:** Carbon steel.

**FINISH:** Black.

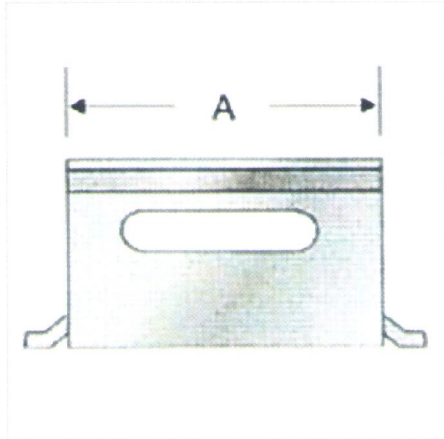
**ALSO AVAILABLE IN:** Electro-plated Zinc.

[Globe Pipe Hanger](http://www.globepipehanger.com)  
<http://www.globepipehanger.com/product/series-726-concrete-box-726-106-2/>  
Export date: Mon Aug 21 14:21:00 2017 / +0000 GMT

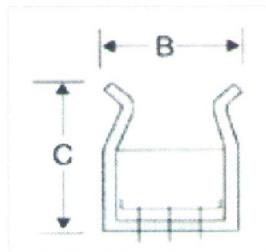
## Series 726 Concrete Box #726 - 106

Product Categories: [Series 726 Concrete Box](#)

Product Page: <http://www.globepipehanger.com/product/series-726-concrete-box-726-106-2/>



### Product Gallery



Product added date: 2017-05-19 11:24:56  
Product modified date: 2017-06-02 18:22:58

Product data have been exported from Globe Pipe Hanger [ <http://www.globepipehanger.com> ] Mon Aug 21 14:21:00 2017 / +0000 GMT